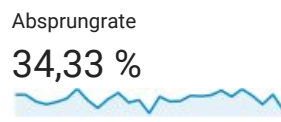
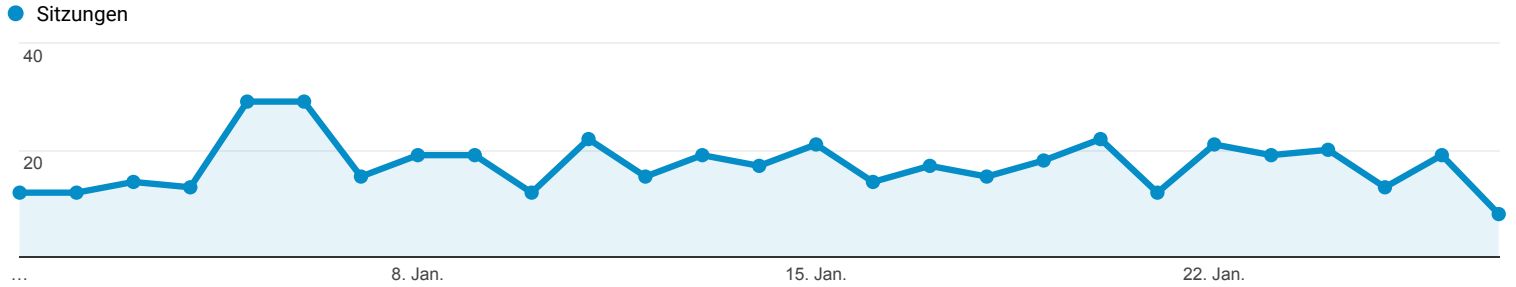


Zielgruppenübersicht

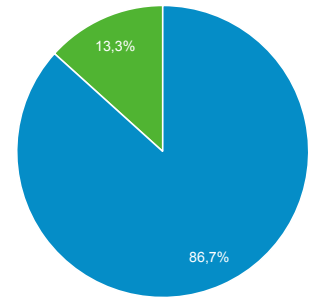
Alle Nutzer
 100,00 % Sitzungen

01.01.2018 - 27.01.2018

Übersicht



■ Returning Visitor ■ New Visitor



| Land | Sitzungen | % Sitzungen |
|----------------------------------|-----------|-------------|
| 1. Germany | 456 | 97,85 % |
| 2. Lithuania | 4 | 0,86 % |
| 3. United States | 2 | 0,43 % |
| 4. (not set) | 2 | 0,43 % |
| 5. Bangladesh | 1 | 0,21 % |
| 6. Romania | 1 | 0,21 % |